



# Self-Propelled Articulating Booms

## Z<sup>®</sup>-45 XC<sup>™</sup>

### Specifications

Models	Z-45 XC	
Measurements	US	Metric
Working height maximum*	51 ft 6 in	15.86 m
Platform height maximum	45 ft 6 in	13.86 m
Horizontal reach maximum	24 ft 9 in	7.55 m
Up and over clearance maximum	24 ft 5 in	7.44 m
<b>A</b> Platform length	2 ft 6 in	0.76 m
<b>B</b> Platform width	6 ft	1.83 m
<b>C</b> Height - stowed	7 ft 4 in	2.25 m
<b>D</b> Length - stowed	21 ft 10 in	6.65 m
<b>E</b> Width	7 ft 6 in	2.29 m
<b>F</b> Wheelbase	6 ft 8 in	2.03 m
<b>G</b> Ground clearance - center	14.8 in	0.37 m

### Productivity

Maximum lift capacity - unrestricted	660 lb	300 kg
- restricted	1,000 lb	454 kg
Platform rotation	160°	
Vertical Jib rotation	133°	
Turntable rotation	355° non-continuous	
Turntable tailswing	zero	
Drive speed - stowed	4.5 mph	7.24 km/h
Drive speed - raised **	0.61 mph	0.98 km/h
Gradeability - 4WD - stowed***	45%	
Turning radius - inside	5 ft 6 in	1.68 m
Turning radius - outside	14 ft 9 in	4.50 m
Controls	12 V DC proportional	
Tires	315/55 D20	

### Power

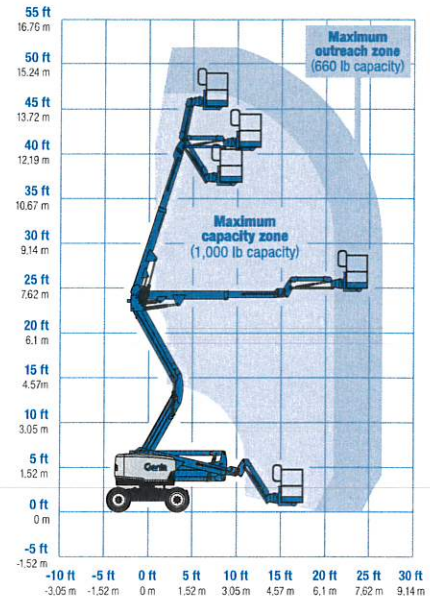
Power source	49 hp (36.5 kW) Deutz D2.9L4 diesel T4f 60 hp (44.7 kW) Ford MSG425 Gas/LPG Dual Fuel 48 hp (35.8 kW) Perkins 404F-E22T diesel T4f	
Auxiliary power unit	12 V DC	
Hydraulic tank capacity	22 gal	83 L
Fuel tank capacity	17 gal	64.4 L

### Weight\*\*\*\*

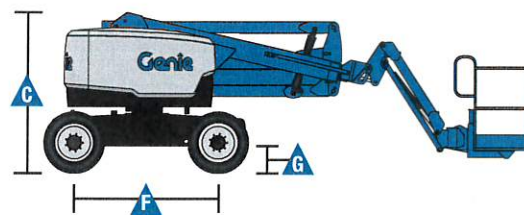
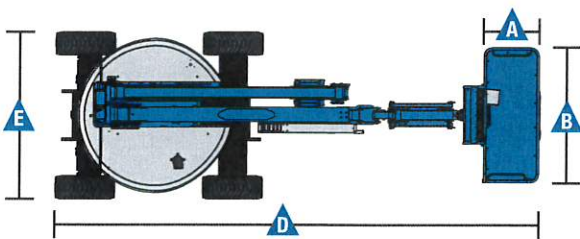
4WD	16,360 lb	7,421 kg
-----	-----------	----------

Standards Compliance ANSI A92.2, CSA B354.6

### Range Of Motion Z-45 XC



\* The metric equivalent of working height adds 2 m to platform height. U.S. adds 6 ft to platform height.  
 \*\* In lift mode (platform raised), the machine is designed to operate on firm, level surfaces only.  
 \*\*\* Gradeability applies to driving on slopes. See operator's manual for details regarding slope ratings.  
 \*\*\*\* Weight will vary depending on options and/or country standards.





# Self-Propelled Articulating Booms

## Z<sup>®</sup>-45 XC<sup>™</sup>

### Features

Standard Features	Easily Configured To Meet Your Needs	Options & Accessories
-------------------	--------------------------------------	-----------------------

#### Measurements

##### Z-45 XC

- 51 ft 6 in (15.86 m) working height
- 24 ft 9 in (7.55 m) horizontal reach
- 24 ft 5 in (7.44 m) up and over clearance
- 660 lb (300 kg) unrestricted and 1,000 lb (454 kg) restricted lift capacity

#### Productivity

- 5 ft (1.52 m) jib boom
- 4WD
- Active oscillation
- Self-leveling platform
- 160° Hydraulic platform rotation
- Proportional joystick controls
- Drive enable
- AC power cord to platform
- Alarm package: Flashing beacon and travel alarm
- Horn
- Hour meter
- Tilt alarm
- Descent alarm
- Flashing beacons and travel alarm
- 355° non-continuous turntable rotation
- Positive traction drive
- Two speed wheel motors
- Work tray
- Platform entry toeboard
- Lift Guard<sup>™</sup> Contact Alarm
- Dual parallelogram for vertical wall tracking
- Load Sense

#### Power

- 12 V DC auxiliary power
- Swing out engine tray
- Intake air heater (Deutz engine only)

#### Platform Options

- Steel 6 ft (1.83 m) dual entry with side swing gate (standard)

#### Engine Options

- 49 hp (36.5 kW) Deutz T4f diesel (standard)
- 60 hp (44.7 kW) Ford MSG425 Gas/LP Dual Fuel
- 48 hp (35.8 kW) Perkins 404F-E22T T4f diesel

#### Tire Options

- Rough terrain foam-filled (standard)
- Rough terrain non-marking (foam-filled)

#### Productivity

- Lift Power<sup>™</sup>
  - 3 kW AC Generator
  - 12 kW 240 V / 60 Hz Welder Ready package
  - 12 kW Welder Equipped, Select Lincoln or Miller (12 kW options include a fire extinguisher and fireproof sleeves)
- Lift Guard Platform Mesh - Half
- Lift Guard Platform Mesh - Full
- Platform top auxiliary rail
- Air line to platform
- Thumb rocker steer
- Specialty hydraulic oil (Cold weather, fire resistant or biodegradable)
- Aircraft protection package\*
- Hostile environment kit
- Panel cradle package
- Light package
- Lockable platform control box cover
- Tow package
- Operator Protective Structure\*\*
- Fall Arrest Bar
- Florescent tube caddy\*\*
- Pipe cradle (pair)\*\*
- Lift Tools Expo Installer\*\*

#### Power

- Engine gauge package (Ford engine only)
- Cold Weather Packages
- LPG tank 33.5 lb (15.19 kg) capacity
- Positive air shut off system (Deutz engine only)



\* Reduces platform capacity to 600 lb (max outreach zone) and 940 lb (max capacity zone)

\*\* Available through aftermarket parts only

#### Genie United States

6464 185th Ave. NE  
Redmond, WA 98052  
Telephone +1 (425) 881-1800  
Toll Free in USA/Canada +1 (800)-536-1800  
Fax +1 (425) 883-3475

#### Distributed By:

Effective Date: January, 2019. Product specifications and prices are subject to change without notice or obligation. The photographs and/or drawings in this document are for illustrative purposes only. Refer to the appropriate Operator's Manual for instructions on the proper use of this equipment. Failure to follow the appropriate Operator's Manual when using our equipment or to otherwise act irresponsibly may result in serious injury or death. The only warranty applicable to our equipment is the standard written warranty applicable to the particular product and sale and we make no other warranty, express or implied. Products and services listed may be trademarks, service marks or trade names of Terex Corporation and/or their subsidiaries in the USA and many other countries. Terex, Genie and AWP are registered trademarks of Terex Corporation or its subsidiaries. © 2019 Terex Corporation.

Z45RT 02100, Part No. 109362

[www.genielift.com](http://www.genielift.com)